




**BIGBAG**

**PRODUCT  
CATALOG  
2022**

---

**PATENT  
PENDING**



**AUTOMATIC & SAFE**

**UNLOADING OF BIGBAGS**

[www.agro-bag.dk](http://www.agro-bag.dk)

CE



# 30 YEARS OF EXPERIENCE

At AgroBag we have more than 30 years of experience within the agricultural sector and have been in the industry since 1990. Therefore, over the years, we have seen the need for a more safe and optimized solution when emptying bigbag's. This has resulted in our unique patent pending tool: AgroBag.







# TABLE OF CONTENTS

It's easier with Agrobag.....	02
New tool for emptying bigbags.....	04
Facts about Agrobag.....	06
Innovation and perfection.....	08
Compatible models.....	10
Images of installation.....	12



# IT'S EASIER WITH AGRO BAG

WE HAVE RETHOUGHT THE WAY OF EMPTYING BIGBAGS



## SPEED

With AgroBag mounted on the fertiliser spreader, bigbag's are emptied in just 5 seconds which is faster than ever before.



## OPTIMIZATION

The daily operations are optimized with AgroBag, as the farmer has time for other work tasks and can thus strengthen the bottom line financially.



## SAFETY

Emptying bigbag's manually can be risky for the farmer's safety. With AgroBag you can empty bigbag's safe and securely from the tractor cabin.



# NEW TOOL FOR EMPTYING BIGBAGS

## OUR PRODUCT

With AgroBag we've tried to solve a general need in the agricultural industry by faster, easier and safer opening of bigbag's in the fertiliser spreader.

Although AgroBag works in a simple and straightforward way, the result of this solution is a combination of complicated mechanical technique, mixed with a design of soft edges and shapes to achieve a nice look as a component to a fertiliser spreader.

AgroBag is equipped with adjustable profile pipes with pierced holes that allow the farmer to fine-tune and fit the device to the specific parameters of their own fertiliser spreader, regardless of the type or brand. Furthermore the AgroBag is CE certified.



# FACTS

## ABOUT AGRO BAG

### 1. EMPTY BIGBAG'S FASTER

With AgroBag you can empty bigbag's faster than ever before. With two AgroBag's mounted on a fertiliser spreader, a farmer can empty two bigbag's in just five seconds. By comparison, it takes approximately 90 seconds to empty two big bags with a manual operation. AgroBag helps you get through the daily work tasks faster.

### 3. WORK ENVIRONMENT

In addition to the operational optimization, one of the main reasons why we have developed AgroBag was to promote operational safety in the work environment. Emptying bigbag's on +600 kg manually with a knife entails a small but serious risk of injury. Therefore, you must be careful if you are near a bigbag during emptying.

The manual way of emptying bigbag's in agriculture has existed for as long as we can remember and there has never been a solution to this before. But with AgroBag we are eliminating this risk as we enable the farmer to empty bigbag's safe and securely from inside the tractor cabin.

### 2. OPERATIONAL OPTIMIZATION

With AgroBag the farmer has the opportunity to optimize his daily operations by emptying all bigbag's from inside the tractor cabin, giving him time for other tasks and strengthening the bottom line financially. In agriculture today a lot of resources are spent on rethinking the farming operations of the future. Agriculturists are already using ISOBUS, computerizing, drones and more. In addition, robot technology running on both biodiesel and solar energy has the potential to automate daily operations and save manpower in the near future.

Our goal with AgroBag is to think in innovative ways and contribute to the autonomous agricultural operations of the future. AgroBag replaces a process that was previously manual, but which is now newly invented and operationally optimized.

### 4. COST SAVINGS

On larger farms there are often two men working during the unloading of bigbag's. One man driving a telehandler and another man cutting the bigbag open manually with knife. AgroBag gives you the opportunity to save one man so that now only one driver is needed. This frees up one man to handle other relevant work tasks.



# INNOVATION AND PERFECTION


## KEY FUNCTIONS

- 1 Security system
- 2 Knife system
- 3 Locking system
- 4 Adjustable bracket holes
- 5 Flex system
- 6 Adjustable profile pipes
- 7 Lifting hooks
- 8 Safe installation with M-16 bolts
- 9 Brackets

## Automatic unloading of bigbag's

AgroBag is a safe and user-friendly tool for the farmer who wishes to improve the task of emptying big bag's and improve the work environment during the loading of the fertiliser spreader.

The tool is both a stable and reliable operation solution with low maintenance costs, which results in enhanced flexibility and optimizes the daily tasks in agriculture.





# COMPATIBLE MODELS

## UNIVERSAL PLATFORM

The platform on AgroBag is universal, and all brackets can be adapted to a specific fertiliser spreader, in order to make sure that AgroBag fits perfectly on every angle of the edges. 4 stainless steel bolts are everything that is needed in order to tighten and install the device. There is no need for drilling or welding during the installation of AgroBag.

- BØGBALLE
- BREDAL
- AMAZONE
- KVERNELAND
- KUHN/RAUCH
- TRAILERS






## IMAGES OF INSTALLATION IN SPREADERS/TRAILERS

A picture collage showing different possibilities of installation with AgroBag in spreaders and trailers. AgroBag can fit in all types of spreader/trailers and is not limited to the types of models shown.











---

**PATENT  
PENDING**

**CONTACT  
INFORMATION**

**Agro Bag A/S**

(+45) 30 11 30 72

[mb@agro-bag.dk](mailto:mb@agro-bag.dk)

Gummersmarkvej 17

4632 Bjæverskov

Denmark